



R09PM

DATE: JANUARY 11, 2010

TO: U.S. DEALERS

SUBJECT: RECALL R09PM OFFSET LEG BARRIER PAD AND 2/3 PASSENGER SEAT BACK PAD NONCOMPLIANCE

This notice is sent to you in accordance with the requirements of The National Traffic and Motor Vehicle Safety Act.

Blue Bird Corporation has decided that certain school buses identified below by model year and model, may fail to conform to the requirements of Federal Motor Vehicle Safety Standard No. 222, "School Bus Passenger Seating and Crash Protection".

2008 through 2010 model year Blue Bird "Micro Bird" school buses manufactured from August 28, 2007 through May 07, 2009 and equipped with offset leg barriers.

2004 through 2010 model year "Vision" school buses manufactured from January 30, 2003 through May 07, 2009 and equipped with offset leg barriers and 2/3 passenger seats.

2004 through 2010 model year All American school buses manufactured from January 30, 2003 through May 07, 2009 and equipped with offset leg barriers and 2/3 passenger seats.

2004 through 2010 model year conventional school buses manufactured from February 01, 2003 through May 24, 2007 and equipped with offset leg barriers and 2/3 passenger seats.

The offset leg barrier frame pad and the 2/3 seat back pad on the subject buses may have been installed incorrectly or an incorrect pad may have been installed which could result in personal injury in the event of a vehicle crash. Blue Bird is conducting a recall to correct this condition. The subject buses must be modified according to the enclosed instructions for Recall R09PM.

If our records indicate buses subject to this recall were delivered in your service area, a printout identifying affected buses is enclosed. **Dealers should verify correct owners and assure that complete mailing and shipping addresses are provided for each listed owner.**

BLUE BIRD CORPORATION
P.O. Box 937 • Fort Valley, Georgia 31030
Phone: (478) 825-2021

If you have in your possession or have sold a bus that was purchased from another dealer that may be affected by this recall, please notify me at 478-822-2242.

Blue Bird is unsure of the quantity of offset leg barrier pads and 2/3 seatback pads that will actually need to be replaced. Therefore, a limited number of parts for Recall R09PM are on order at this time. Parts are only to be ordered based on dealer/owner inspection results.

For recall R09PM Dealers and owners must order replacement barrier pads and 2/3 seat back pads as needed through Recall Administration. Parts orders for R09PM will be drop shipped directly to the dealers/owners from the pad manufacturer.

Allowed labor times for performing Recall R09PM are listed below:

- Labor time to inspect 1 pad is 0.1hr.
- Labor time to inspect and repair 1 pad is 0.6hrs.
- Labor time to inspect and repair 2 pads is 1.2hrs.
- Labor time to inspect and repair 3 pads is 1.8hrs.

Warranty applications may be submitted to Blue Bird iWarranty (Campaigns/Claims).

Federal law requires that any vehicle lessor receiving this recall notice must forward a copy of this notice to the lessee within ten days.

Dealers are reminded of their responsibilities under section 154 of The National Traffic and Motor Vehicle Safety Act of 1991. Dealers are required to complete modifications on units in their inventory before delivering to the final owner. Reference Blue Bird Body Company Distributor Memo No. 42-92.

Questions regarding this recall campaign should be directed to me at (478) 822-2242.

Thank you,



Bill Coleman
Corporate Recall Administrator
Blue Bird Corporation



BLUE BIRD

R09PM

January 11, 2010

Dear Blue Bird Owner:

This notice is sent to you in accordance with the requirements of The National Traffic and Motor Vehicle Safety Act.

Blue Bird Corporation has decided that certain school buses identified below by model year and model, may fail to conform to the requirements of Federal Motor Vehicle Safety Standard No. 222, "School Bus Passenger Seating and Crash Protection".

2008 through 2010 model year Blue Bird "Micro Bird" school buses manufactured from August 28, 2007 through May 07, 2009 and equipped with offset leg barriers.

2004 through 2010 model year "Vision" school buses manufactured from January 30, 2003 through May 07, 2009 and equipped with offset leg barriers and 2/3 passenger seats.

2004 through 2010 model year All American school buses manufactured from January 30, 2003 through May 07, 2009 and equipped with offset leg barriers and 2/3 passenger seats.

2004 through 2010 model year conventional school buses manufactured from February 01, 2003 through May 24, 2007 and equipped with offset leg barriers and 2/3 passenger seats.

The offset leg barrier frame pad and the 2/3 seat back pad on the subject buses may have been installed incorrectly or an incorrect pad may have been installed which could result in personal injury in the event of a vehicle crash. Blue Bird is conducting a recall to correct this condition. The subject buses must be modified according to the enclosed instructions for Recall R09PM.

Your Blue Bird bus(es) affected by this recall are identified by body serial number(s) on the enclosed reply sheets. If you no longer own the subject bus(es), please complete the appropriate section of the **yellow** reply sheet and return to Blue Bird in the enclosed pink postage prepaid envelope.

To receive parts required to correct this condition, you must inspect each barrier pad and each 2/3 seat back pad according to the attached instructions, record your findings on the enclosed "R09PM Recall Inspection" sheet, sign and return to Blue Bird in the pink self addressed postage prepaid envelope. Replacement pads, if needed, will be shipped "No Charge" to you.

BLUE BIRD CORPORATION

P.O. Box 937 • Fort Valley, Georgia 31030

Phone: (478) 825-2021

You may contact your Blue Bird dealer to arrange to have this recall performed. Or, if you prefer, you may perform this recall yourself or have a qualified repair facility convenient to you perform this recall. A qualified technician should perform this recall.

Allowed labor times for performing Recall R09PM are listed below:

- Labor time to inspect 1 pad is 0.1 hr.
- Labor time to inspect and repair 1 pad is 0.6 hrs.
- Labor time to inspect and repair 2 pads is 1.2 hrs.
- Labor time to inspect and repair 3 pads is 1.8 hrs.

Reimbursement for labor may be obtained by completing the **pink** request for reimbursement sheet provided and returning it to Blue Bird in the enclosed **pink** postage prepaid envelope.

If the modifications directed by this notification were performed on your bus prior to the receipt of this recall notification, complete and sign the recall reply sheet and attach a copy of the work order/invoice. Mail the documents in the **pink** self-addressed postage paid envelope included with the recall notification to Blue Bird for warranty consideration. Reimbursements will be made in accordance with the requirements of the National Highway Transportation Safety Act, Title 49 Code of Federal Regulations, Parts 573 and 577.

Federal law requires that any vehicle lessor receiving this recall notice must forward a copy of this notice to the lessee within ten days.

If Blue Bird Body Company should fail to or is unable to remedy this condition without charge to you, you may contact:

**ADMINISTRATOR
NATIONAL HIGHWAY TRAFFIC SAFETY ADMINISTRATION
1200 NEW JERSEY AVENUE, SE
WASHINGTON, D.C. 20590**

Or, you may call The National Highway Traffic Safety Administration toll free at:

1-888-327-4236
TTY 1-800-424-9153

Or, go to: [HTTP://WWW.SAFERCAR.GOV](http://WWW.SAFERCAR.GOV)

Questions regarding this recall campaign should be directed to me at (478) 822-2242.

Thank you,



Bill Coleman
Corporate Recall Administrator
BLUE BIRD CORPORATION



Offset Leg Barrier & 2/3 Seat Back Pads

RECALL

MODELS AFFECTED: School Bus Models Equipped with Offset Leg Barriers and/or 2/3 Seats,
Built January 30, 2003 and Later and Delivered May 06, 2009 and Earlier

ISSUE

On some affected buses, Barriers and/or 2/3 Seats with offset floor-mounted supports may have incorrect foam pad assemblies installed, resulting in a noncompliance with FMVSS 222 S5.3.2 Leg Protection Zone.

CORRECTIVE ACTION

This procedure describes the necessary inspection to determine if incorrect pad is installed, and replacement of incorrect pads.

PROCEDURE

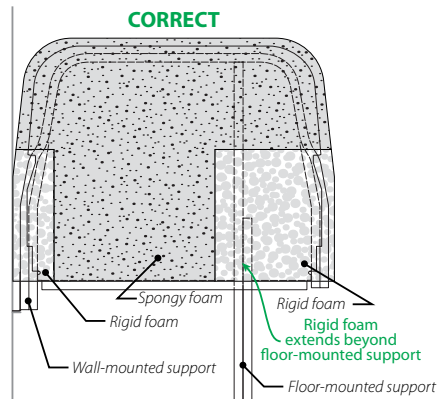
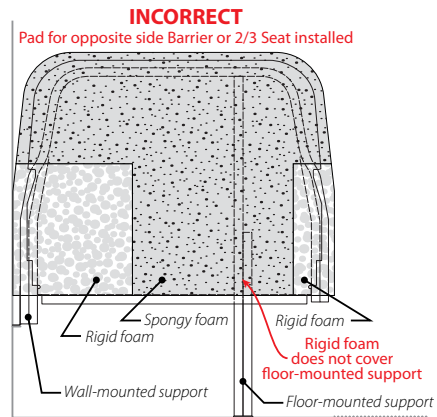
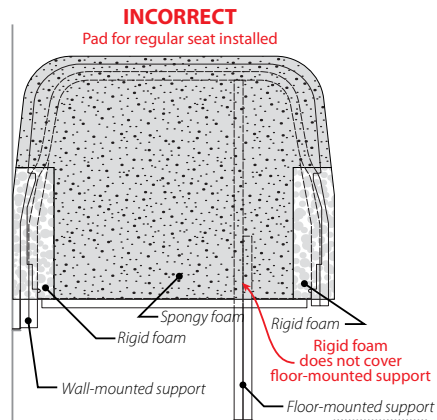
WARNING Always follow all federal, state, local, and shop safety standards and use proper safety equipment when performing this procedure.

1 Thoroughly study and understand the following details of this issue before performing inspections:

- Barrier and Seat Back Pads Construction. The Pads are generally assembled from several pieces of two different types of foam material:
- Non-rigid ("spongy") foam forms the majority of the Pads.
- Rigid expanded polystyrene ("styrofoam-like") boards are used to cover frame members in certain "collision impact zone" areas.

Once familiar with the construction, the edges between the two types of foam are easy to distinguish by feeling along the installed seat back or barrier cover, as will be described in Step 2.

- Correct Pads For Barrier and 2/3 Seat Backs. The offset support legs of Seat Barriers and 2/3 Seat Assemblies extend vertically inside the back frame. These vertical frame members are required to be covered by the rigid foam components of the Pad Assembly.
- Incorrect Pads For Barrier and 2/3 Seat Backs. If a Pad Assembly for a regular full-width seat is installed on a Barrier, or on a 2/3 Seat Back, the vertical extension of the support legs are not sufficiently covered by the rigid foam type.



R09PM

RECALL CAMPAIGN

2 Inspect each Left and Right Offset Leg Barrier and each 2/3 Seat Assembly to ensure the correct Pad Assembly is installed:

2.1 On the rear side of the Barrier or Seat Assembly back, starting at aisle-side lower corner, press a hand near the bottom edge and move slowly toward the middle of the back. A change in softness can be easily felt where the rigid foam ends and the spongy foam begins. Mark this location, and compare it to the location of the offset leg portion of the frame.



The edge of the rigid foam inside the cover of a Barrier or a 2/3 Seat extends beyond the vertical support leg, which is offset from the aisle-side of the seat.



The pad of a regular seat back also has rigid foam pieces, but they do not extend as far from the aisle-side of the seat, because the vertical support leg is not offset.

2.2 If the location of the end of the rigid foam cannot be clearly determined by the above-described method, remove the metal trim from the bottom of the back cover and inspect visually.

2.3 Note your findings on the Recall Inspection Sheet, provided, and inspect the next Barrier or 2/3 Seat until all of those on the bus are inspected. For each:

- If the rigid foam spans beyond the offset leg, the correct Pad Assembly is installed, and no rework is required.
- If the rigid foam does not extend beyond the offset leg, an incorrect Pad Assembly is installed, and must be replaced with a correct Pad Assembly. Proceed to Step 3 to perform the Pad replacement on a Barrier Assembly. Proceed to Step 4 to perform the Pad replacement on a 2/3 Seat Assembly.

2.4 Return the completed Recall Inspection Sheet to Blue Bird per the Recall instructions.

3 Pad Replacement For an Offset Leg Barrier Assembly:

WARNING Barrier pad must be installed correctly to comply with FMVSS 222 55.3.2 Leg Protection Zone.

3.1 If the Barrier is a right-side Barrier, behind the entrance door stepwell, remove the handrail on the entrance door side.

3.2 Remove the metal trim along the bottom of the back cover, and the lower panel (if so equipped).

3.3 Carefully remove the staples that attach the cover to the frame along the bottom edge, taking care not to damage the Cover.

3.4 Remove the Cover and retain it for reinstallation.

3.5 Remove and discard the incorrect Pad Assembly.

3.6 Install a new Pad Assembly, with the the rigid foam sections toward the rear of the bus.

3.7 Reinstall the Cover. Pull the Cover tightly and staple to the wood strip along the bottom edge.

3.8 Reinstall all trim, panels, or handrails that were removed in Step 3.2, using the original fasteners.



4 Pad Replacement For a 2/3 Seat Assembly:

WARNING The 2/3 Seat Pad Assembly must be installed correctly to comply with FMVSS 222 S5.3.2 Leg Protection Zone.

- 4.1 Remove the metal trim along the bottom of the back cover, and the lower panel.
- 4.2 Carefully remove the staples that attach the cover to the frame along the bottom edge, taking care not to damage the Cover.
- 4.3 Remove the Cover and retain it for reinstallation.
- 4.4 Remove and discard the incorrect Pad Assembly.
- 4.5 Install a new Pad Assembly, with the the rigid foam sections toward the rear of the bus.
- 4.6 Reinstall the Cover. Pull the Cover tightly and staple to the wood strip along the bottom edge.
- 4.7 Reinstall the trim that was removed in Step 4.1, using the original fasteners.

PARTS

| PART NUMBER | QUANTITY | DESCRIPTION |
|-------------|-------------|--|
| 00005525 | As Required | PAD,BARRIER, 36.00, GM, LH, OFFSET LEG |
| 00005526 | As Required | PAD,BARRIER,36.00, GM, RH, OFFSET LEG |
| 00005527 | As Required | PAD, BARRIER, 36.00, HI-BACK, LH, OFFSET LEG |
| 00005528 | As Required | PAD, BARRIER, 36.00, HI-BACK, RH, OFFSET LEG |
| 00005531 | As Required | PAD, BARRIER, 39.00, HI-BACK, LH, OFFSET LEG |
| 00005532 | As Required | PAD, BARRIER, 45.00, HI-BACK, LH, OFFSET LEG |
| 00005533 | As Required | PAD, BARRIER, 39.00, HI-BACK, RH, OFFSET LEG |
| 00005534 | As Required | PAD, BARRIER, 39.00, GM, LH, OFFSET LEG |
| 00005535 | As Required | PAD, BARRIER, 39.00, GM, RH, OFFSET LEG |
| 00005536 | As Required | PAD, BARRIER, 45.00, GM, LH, OFFSET LEG |
| 00928416 | As Required | PAD, SEAT BACK, 2/3, RH |
| 00949057 | As Required | PAD, SEAT BACK, 2/3, LH, 39, SBTf |
| 00114324 | As Required | PAD, SEAT, HIGH BACK, 2/3, 30-39, RH |
| 00114323 | As Required | PAD, SEAT, HIGH BACK, 2/3, 30-39, LH |